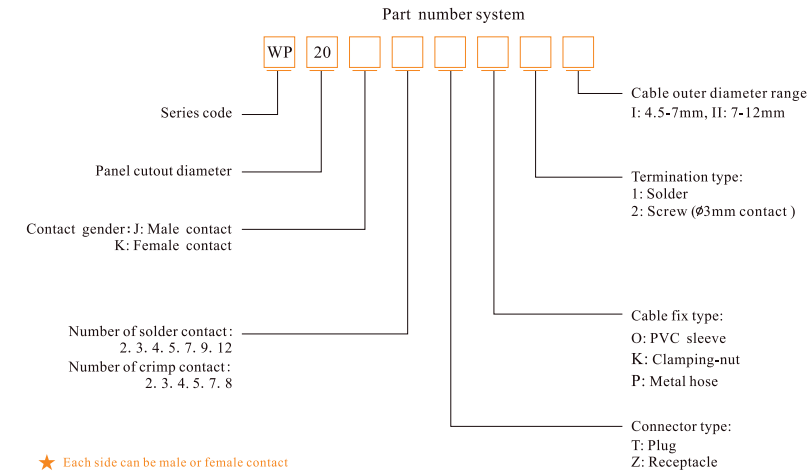




WP Series

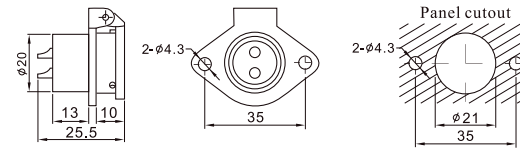


Material and spec

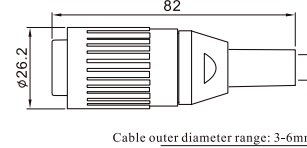
Coupling	Bayonet
Shell	Nylon 66 / Zinc alloy
Insert material	PPS, max temperature 260 °C
Contact material	Brass
Contact plating	Gold Plating
Termination	Solder: Ø1mm, Ø2mm, Ø3mm contact Screw: Ø3mm contact
Mating cycle	500
Temperature range	-40°C ~ +85°C



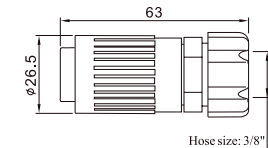
Receptacle: Z IP44



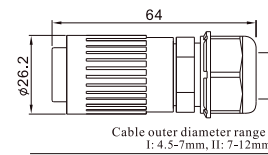
PVC sleeve: TO



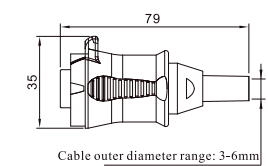
Metal hose: TP



Plastic clamping-nut: TK IP55



Without bayonet: TO-G



Solder contact spec

★ Crimp contact spec see P107-P110 ★ Screw contact spec see P111-P112

Number of contact	2	3	4	5	5B	5C	6	6B	7	8	9	12	15
Male contact face view													
Rated current (A)	30	30	30	30	30	15	25	30	15	10	5	5	5
Contact diameter (mm)	Ø3X2	Ø3X3	Ø3X4	Ø3X5	Ø3X2 Ø1X3	Ø2X5	Ø2.5X4 Ø1X2	Ø3X2 Ø1X4	Ø2X7	Ø1.5X10	Ø1X9	Ø1X12	Ø1X15
Rated voltage (AC.V)	500	500	500	500	500	500	500	500	500	500	400	400	400
Test voltage(AC.V) 1 min	1500	1500	1500	1500	1500	1500	1500	1500	1500	1500	1500	1200	1200
Contact resistance (mΩ)	1	1	1	1	1 5	2.5	1 5	1 5	2.5	2.5	5	5	5
Termination	solder / screw	solder / screw	solder / screw	solder / screw	solder	solder	solder	solder	solder	solder	solder	solder	solder
Wire size for solder (mm ² / AWG)	≤4/11	≤4/11	≤4/11	≤4/11	≤4/11 ≤0.75/18	≤2/14	≤4/11 ≤0.75/18	≤4/11 ≤0.75/18	≤2/14	≤2/14	≤0.75/18	≤0.75/18	≤0.75/18
Wire size for screw termination (mm ² / AWG)	≤1.5/15	≤1.5/15	≤1.5/15	≤1.5/15	/	/	/	/	/	/	/	/	/